

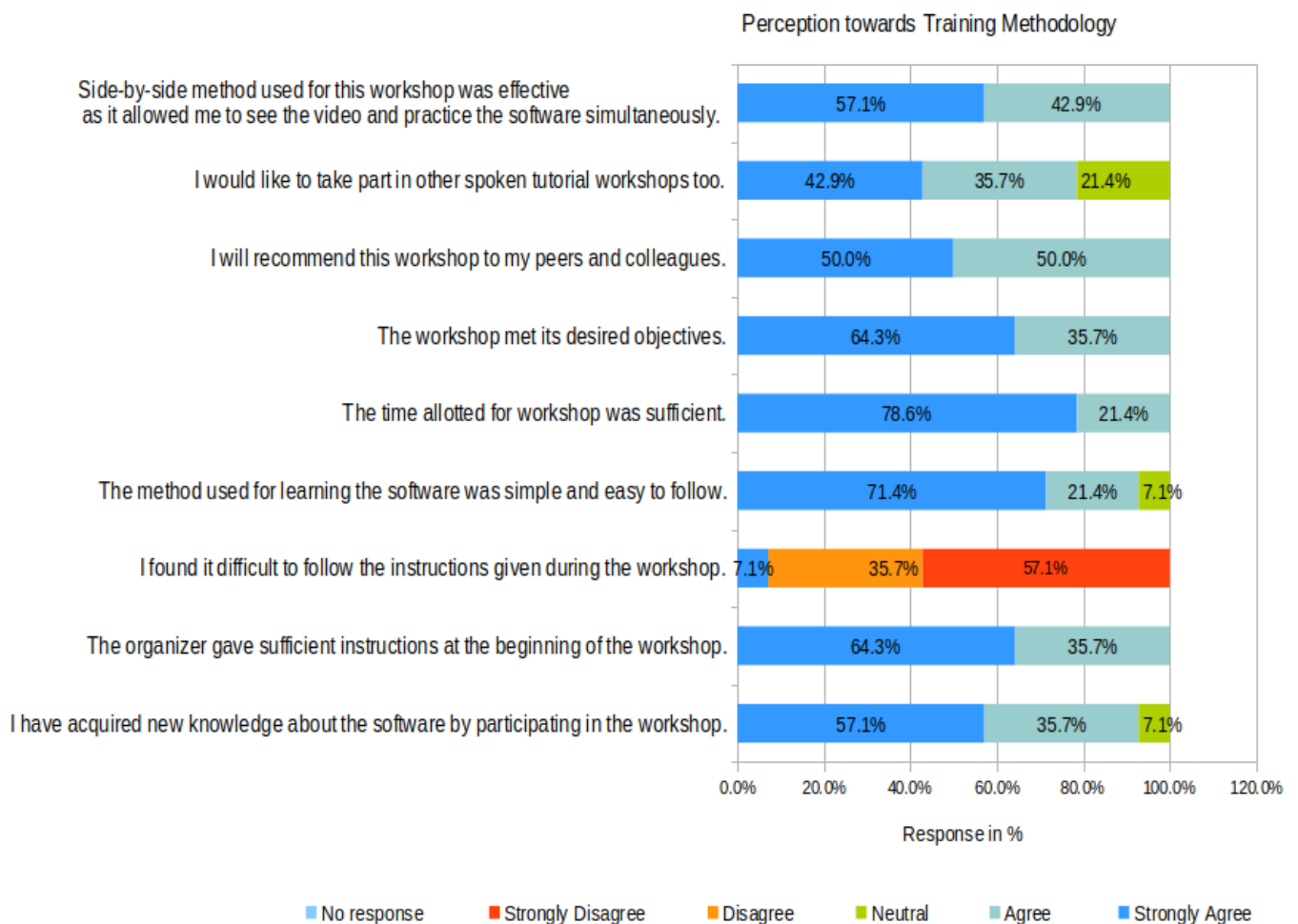
# Summary of the Feedback received for eSim pilot workshop – 12JUNE2019

(SAMPLE SIZE = 14)

## Table of Contents

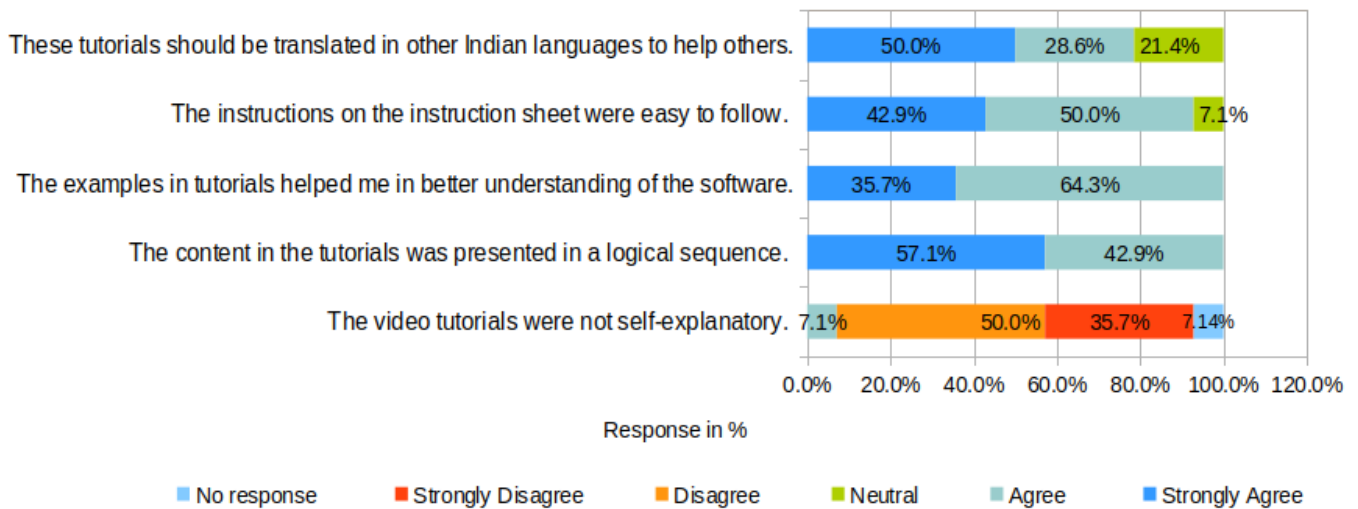
- Perception towards Training Methodology- Graphical Representation.....2
- Perception towards Content Material-Graphical Representation.....2
- Perception towards Learning Methodology-Graphical Representation.....3
- Graphical Representation for Ratings.....4
- Responses for open-ended questions:.....4
- Tabular Representation of Responses (in Percentage).....5
- Tabular Representation of Rating Scale (in Percentage).....6
- Tabular Representation of Responses (in number).....7
- Tabular Representation of Rating Scale (in Percentage).....8

## Perception towards Training Methodology- Graphical Representation



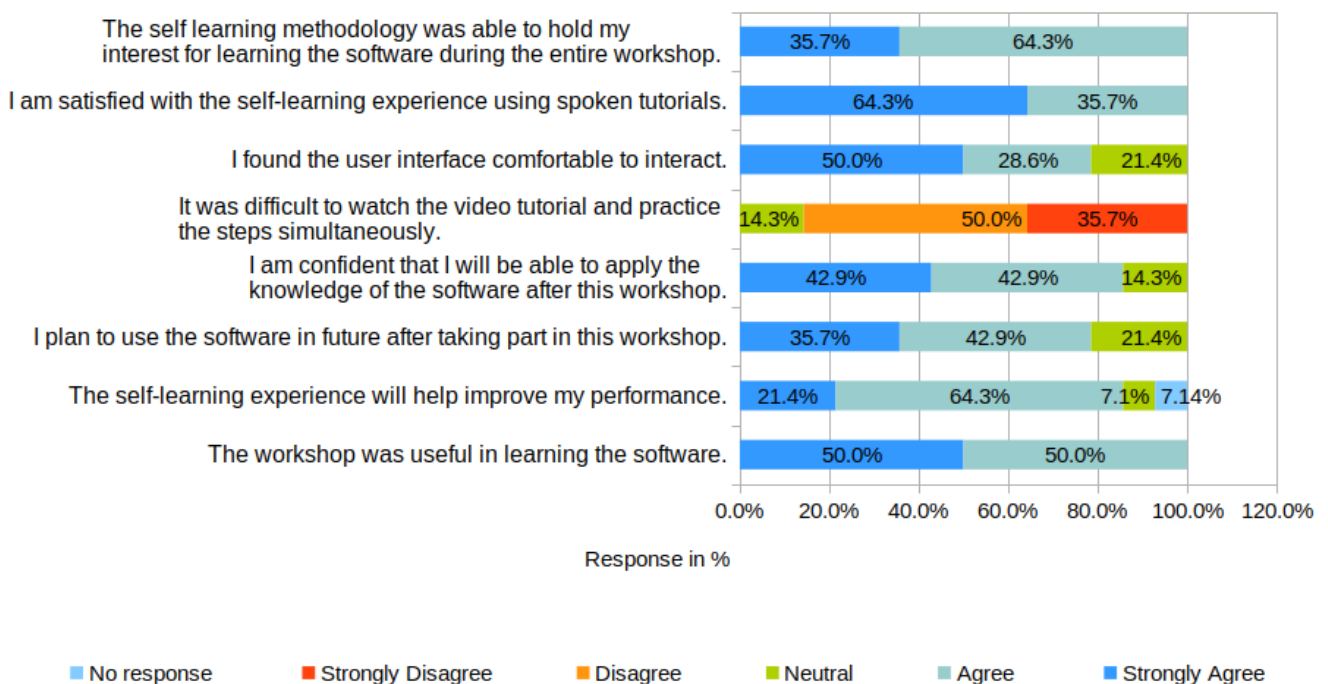
## Perception towards Content Material-Graphical Representation

Perception towards Content Material

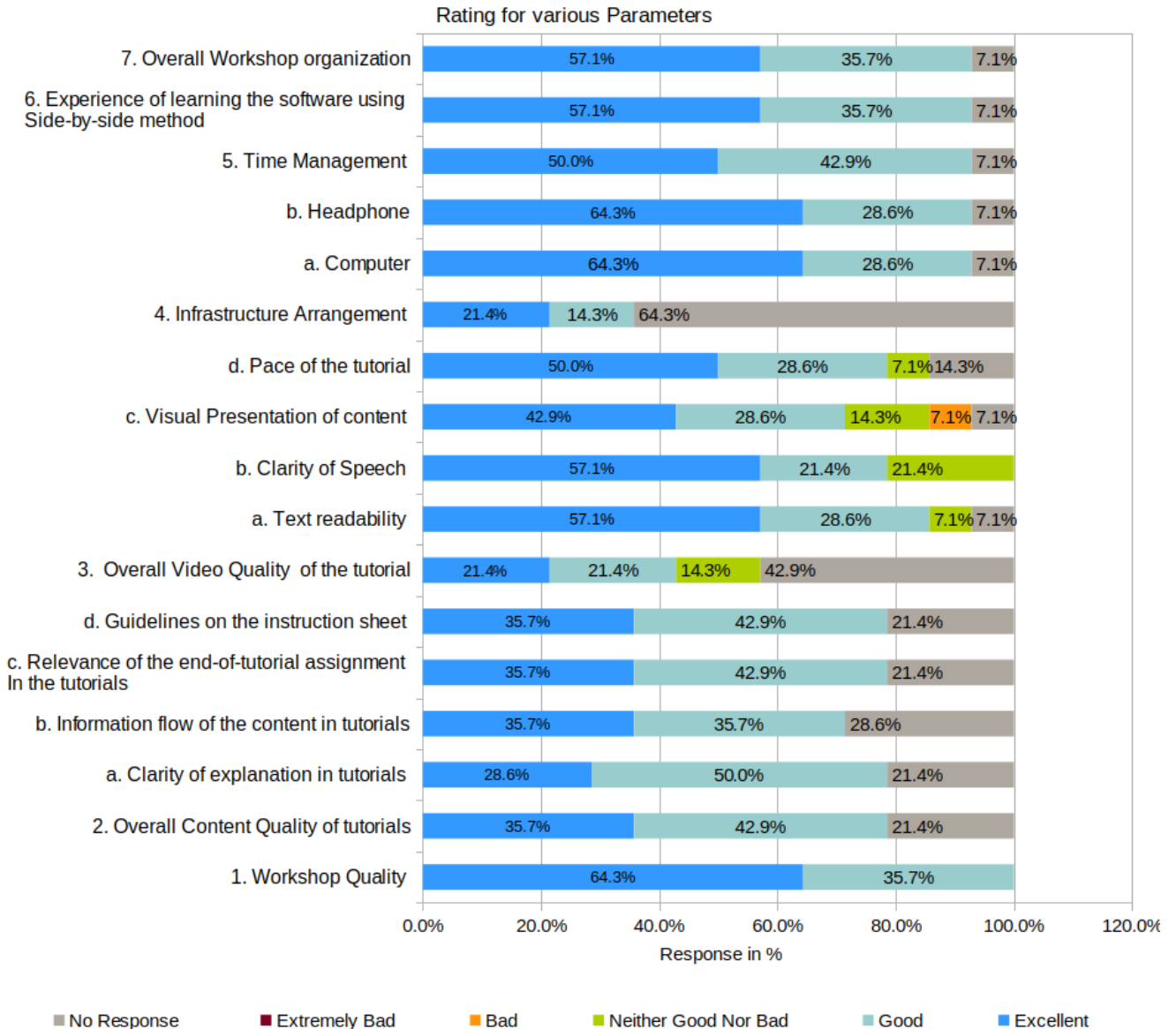


## Perception towards Learning Methodology-Graphical Representation

Perception towards Learning Methodology



## Graphical Representation for Ratings



## Responses for open-ended questions:

1. What did you like about the workshop?

- Overall workshop structure and time allotted was perfect
- Self learning videos, clear guidelines to use software, gave an excellent guidelines
- Silence maintenance and side-by-side methodology

2. What could we have done to make the workshop better?

- No responses

3. Experiences that you will take with you:

- Self learning experience
- PCB designing will be helpful

4. Any suggestions/ feedback:

- No responses

## Tabular Representation of Responses (in Percentage)

	Training Methodology (Responses in %; Total Sample Size 14 )	Strongly Agree	Agree	Neutral	Disagree	Strongly Disagree	No response
Q1	I have acquired new knowledge about the software, by participating in the workshop.	57.1%	35.7%	7.1%	0.0%	0.0%	0.0%
Q2	The organizer gave sufficient instructions at the beginning of the workshop.	64.3%	35.7%	0.0%	0.0%	0.0%	0.0%
Q3	I found it difficult to follow the instructions given during the workshop.	7.1%	0.0%	0.0%	35.7%	57.1%	0.0%
Q4	The method used for learning the software was simple and easy to follow.	71.4%	21.4%	7.1%	0.0%	0.0%	0.0%
Q5	The time allotted for workshop was sufficient.	78.6%	21.4%	0.0%	0.0%	0.0%	0.0%
Q6	The workshop met its desired objectives.	64.3%	35.7%	0.0%	0.0%	0.0%	0.0%
Q7	I will recommend this workshop to my peers and colleagues.	50.0%	50.0%	0.0%	0.0%	0.0%	0.0%
Q8	I would like to take part in other spoken tutorial workshops too.	42.9%	35.7%	21.4%	0.0%	0.0%	0.0%
Q9	Side-by-side method used for this workshop was effective as it allowed me to see the video and practice the software simultaneously.	57.1%	42.9%	0.0%	0.0%	0.0%	0.0%
	Content Material (Responses in %; Total Sample Size 14 )	Strongly Agree	Agree	Neutral	Disagree	Strongly Disagree	No response
Q10	The video tutorials were not self-explanatory.	0.0%	7.1%	0.0%	50.0%	35.7%	7.1%
Q11	The content in the tutorials was presented in a logical sequence.	57.1%	42.9%	0.0%	0.0%	0.0%	0.0%
Q12	The examples in tutorials helped me in better understanding of the software.	35.7%	64.3%	0.0%	0.0%	0.0%	0.0%
Q13	The instructions on the instruction sheet were easy to follow.	42.9%	50.0%	7.1%	0.0%	0.0%	0.0%
Q14	These tutorials should be translated in other Indian languages to help others.	50.0%	28.6%	21.4%	0.0%	0.0%	0.0%
	Learning Experience (Responses in %; Total Sample Size 14 )	Strongly Agree	Agree	Neutral	Disagree	Strongly Disagree	No response
Q15	The workshop was useful in learning the software.	50.0%	50.0%	0.0%	0.0%	0.0%	0.0%
Q16	The self-learning experience will help improve my performance .	21.4%	64.3%	7.1%	0.0%	0.0%	7.1%
Q17	I plan to use the software in future after taking part in this workshop.	35.7%	42.9%	21.4%	0.0%	0.0%	0.0%
Q18	I am confident that I will be able to apply the knowledge of the software after this workshop	42.9%	42.9%	14.3%	0.0%	0.0%	0.0%
Q19	It was difficult to watch the video tutorial and practice the steps simultaneously.	0.0%	0.0%	14.3%	50.0%	35.7%	0.0%
Q20	I found the user interface comfortable to interact.	50.0%	28.6%	21.4%	0.0%	0.0%	0.0%
Q21	I am satisfied with the self-learning experience using spoken tutorials.	64.3%	35.7%	0.0%	0.0%	0.0%	0.0%
Q22	The self learning methodology was able to hold my interest for learning the software during the entire workshop.	35.7%	64.3%	0.0%	0.0%	0.0%	0.0%

## Tabular Representation of Rating Scale (in Percentage)

	Rate the Following (Responses in %; Total Sample Size 14 )	Excellent	Good	Neither Good Nor Bad	Bad	Extremely Bad	No Response
Q23	Workshop Quality	64.3%	35.7%	0.0%	0.0%	0.0%	0.0%
Q24	Overall Content Quality of tutorials	35.7%	42.9%	0.0%	0.0%	0.0%	21.4%
Q25	a. Clarity of explanation in tutorials	28.6%	50.0%	0.0%	0.0%	0.0%	21.4%
Q26	b. Information flow of the content in tutorials	35.7%	35.7%	0.0%	0.0%	0.0%	28.6%
Q27	c. Relevance of the end-of-tutorial assignment in the tutorials	35.7%	42.9%	0.0%	0.0%	0.0%	21.4%
Q28	d. Guidelines on the instruction sheet	35.7%	42.9%	0.0%	0.0%	0.0%	21.4%
Q29	Overall Video Quality of the tutorial	21.4%	21.4%	14.3%	0.0%	0.0%	42.9%
Q30	a. Text readability	57.1%	28.6%	7.1%	0.0%	0.0%	7.1%
Q31	b. Clarity of Speech	57.1%	21.4%	21.4%	0.0%	0.0%	0.0%
Q32	c. Visual Presentation of content	42.9%	28.6%	14.3%	7.1%	0.0%	7.1%
Q33	d. Pace of the tutorial	50.0%	28.6%	7.1%	0.0%	0.0%	14.3%
Q34	Infrastructure Arrangement	21.4%	14.3%	0.0%	0.0%	0.0%	64.3%
Q35	a. Computer	64.3%	28.6%	0.0%	0.0%	0.0%	7.1%
Q36	b. Headphone	64.3%	28.6%	0.0%	0.0%	0.0%	7.1%
Q37	Time Management	50.0%	42.9%	0.0%	0.0%	0.0%	7.1%
Q38	Experience of learning the software using side-by-side method	57.1%	35.7%	0.0%	0.0%	0.0%	7.1%
Q39	Overall Workshop organization	57.1%	35.7%	0.0%	0.0%	0.0%	7.1%

## Tabular Representation of Responses (in number)

	Training Methodology (Responses in %; Total Sample Size 14 )	Strongly Agree	Agree	Neutral	Disagree	Strongly Disagree	No response
Q1	I have acquired new knowledge about the software, by participating in the workshop.	8	5	1	0	0	0
Q2	The organizer gave sufficient instructions at the beginning of the workshop.	9	5	0	0	0	0
Q3	I found it difficult to follow the instructions given during the workshop.	1	0	0	5	8	0
Q4	The method used for learning the software was simple and easy to follow.	10	3	1	0	0	0
Q5	The time allotted for workshop was sufficient.	11	3	0	0	0	0
Q6	The workshop met its desired objectives.	9	5	0	0	0	0
Q7	I will recommend this workshop to my peers and colleagues.	7	7	0	0	0	0
Q8	I would like to take part in other spoken tutorial workshops too.	6	5	3	0	0	0
Q9	Side-by-side method used for this workshop was effective as it allowed me to see the video and practice the software simultaneously.	8	6	0	0	0	0
	Content Material (Responses in %; Total Sample Size 14 )	Strongly Agree	Agree	Neutral	Disagree	Strongly Disagree	No response
Q10	The video tutorials were not self-explanatory.	0	1	0	7	5	1
Q11	The content in the tutorials was presented in a logical sequence.	8	6	0	0	0	0
Q12	The examples in tutorials helped me in better understanding of the software.	5	9	0	0	0	0
Q13	The instructions on the instruction sheet were easy to follow.	6	7	1	0	0	0
Q14	These tutorials should be translated in other Indian languages to help others.	7	4	3	0	0	0
	Learning Experience (Responses in %; Total Sample Size 14 )	Strongly Agree	Agree	Neutral	Disagree	Strongly Disagree	No response
Q15	The workshop was useful in learning the software.	7	7	0	0	0	0
Q16	The self-learning experience will help improve my performance .	3	9	1	0	0	1
Q17	I plan to use the software in future after taking part in this workshop.	5	6	3	0	0	0
Q18	I am confident that I will be able to apply the knowledge of the software after this workshop	6	6	2	0	0	0
Q19	It was difficult to watch the video tutorial and practice the steps simultaneously.	0	0	2	7	5	0
Q20	I found the user interface comfortable to interact.	7	4	3	0	0	0
Q21	I am satisfied with the self-learning experience using spoken tutorials.	9	5	0	0	0	0
Q22	The self learning methodology was able to hold my interest for learning the software during the entire workshop.	5	9	0	0	0	0

## Tabular Representation of Rating Scale (in Percentage)

	Rate the Following (Responses in %; Total Sample Size 14 )	Excellent	Good	Neither Good Nor Bad	Bad	Extremely Bad	No Response
Q23	Workshop Quality	9	5	0	0	0	0
Q24	Overall Content Quality of tutorials	5	6	0	0	0	3
Q25	a. Clarity of explanation in tutorials	4	7	0	0	0	3
Q26	b. Information flow of the content in tutorials	5	5	0	0	0	4
Q27	c. Relevance of the end-of-tutorial assignment in the tutorials	5	6	0	0	0	3
Q28	d. Guidelines on the instruction sheet	5	6	0	0	0	3
Q29	Overall Video Quality of the tutorial	3	3	2	0	0	6
Q30	a. Text readability	8	4	1	0	0	1
Q31	b. Clarity of Speech	8	3	3	0	0	0
Q32	c. Visual Presentation of content	6	4	2	1	0	1
Q33	d. Pace of the tutorial	7	4	1	0	0	2
Q34	Infrastructure Arrangement	3	2	0	0	0	9
Q35	a. Computer	9	4	0	0	0	1
Q36	b. Headphone	9	4	0	0	0	1
Q37	Time Management	7	6	0	0	0	1
Q38	Experience of learning the software using side-by-side method	8	5	0	0	0	1
Q39	Overall Workshop organization	8	5	0	0	0	1